



# GULL WINGS NEWSLETTER - FEBRUARY 2016

**Torrey Pines Gulls Radio Control Soaring Society (TPG)**

**AMA Charter Club 129**

**Website: [www.torreypinesgulls.org](http://www.torreypinesgulls.org)**

**Editor – Dale Gottdank**

## Inside This Issue

- 1 Message from the President
- 2 What do **YOU** think?  
Yahoo Forum
- 3 TPG Facebook page  
Newsletter Update  
Club Meetings, Contests and Activities
- 4 News from the Slope
- 6 Club Competition Activity
- 7 Club Membership Update
- 8 LSF (League of Silent Flight) Report
- 9 Sagitta 600 Scratch Build – Part 1
- 14 Club Sponsors – Thank You!
- 15 Photo of the Month Contest
- 17 2015 Club Officers & Contact Information
- 18 2015 Contest & Activity Calendar (subject to change)  
Quote of the Month



Dan Cummins

## Message from the President

Hello Gulls,

I am very excited that the 2016 flying season is upon us. El Niño continues to deliver consistently good conditions at Torrey. Slope activities are ramping up, with our season opener Fun Fly & Ratings Day coming up on Saturday, February 6th at Torrey Pines Gliderport. The following Saturday (Feb 13th), the Gulls will be hosting a League of Silent Flight rating attempt at our Poway field and Torrey Pines Gliderport (weather permitting). A group of us will be taking on the LSF II challenge of a 15 minute thermal flight and a one hour slope flight.....should be a good excuse for a day of flying!

I am also excited to announce that after a two year hiatus, the Torrey Pines Gulls will host the Torrey Classic F3F race for the Southern California Slope Racing season opener on Sunday March 13th at Torrey Pines. This year's TP Classic will include a foam 60" racing class. Although the foamies aren't likely to win overall, those members without monster composite race planes will be able to compete against the clock for bragging rights with their foam flying buddies and a fun day of racing!

This year's overall flying calendar is filling up quick. Most months we have at least two or three weekends with a contest or event scheduled throughout the year. Be sure to check out the TPGulls website and RCGroups for event schedules and information.

Till next month.

Fly more, build something cool, and learn something new!

Cheers!

Dan Cummins  
2016 TPGulls President

## What do **YOU** think?

**You** can express your opinion at: [www.torreypinesgulls.org](http://www.torreypinesgulls.org).

We have a **QUESTIONS AND SUGGESTIONS** link in the drop-down menu that appears when you scroll over **TORREY PINES GULLS** next to **LOCATIONS, CALENDAR, MEMBERSHIP...** If you have any questions, concerns, suggestions, etc. for the board, here's your chance.



## Join the Yahoo Forum!

From Lenny Brzezinski:

The Yahoo forum was formed Oct. 18<sup>th</sup>, 1999. There are over 200 members in the Yahoo Group. This group has many things to offer for the club. It is a way of communicating with each other. If you have any concerns you can post them here including other questions about almost anything having to do with flying, building, finding another person, and so on.

If you are new to the club, the website will give you a lot of information about the club. On the website there is a link that you can use to join the group. This group is moderated. Please use this group for flying related items. You can post on the Yahoo group files, photos, polls, members, and calendar. All of these sections are available to any member. I hope that your experience with this group will be great. On the TPG website, [www.torreypinesgulls.org](http://www.torreypinesgulls.org), you can follow the **YAHOO FORUM** link in the drop-down menu that appears when you scroll over **TORREY PINES GULLS** next to **LOCATIONS, CALENDAR, MEMBERSHIP.**

## Check out the TPG Facebook Page

From John Blaske:

If you haven't had a chance yet, check out our TPG Facebook page:

<http://www.facebook.com/TorreyPinesGulls>



Dale Gottdank

## Newsletter Update - Dale Gottdank

**Happy Groundhog Day, Gulls!**



Let's make our **GULL WINGS NEWSLETTER** even better!

***Please Send Pictures! Send an article,*** perhaps. It doesn't have to be a "novel," just a paragraph or two about something that interests you related in some way to RC soaring...even something interesting you happened upon on the internet. I'd like to have the newsletter published by the first week of every month. If there's a project you're working on, don't just post it on RCGroups...share it with your club! **This month, there's a great scratch build feature from Eric Metzdorff! It'll be part 1 of 3.**

To make the timely issue possible, I need the club members' support and help in providing me with recent pictures, articles and any upcoming events. If there are too many, we'll save some for the next issue.

Please send in your articles or photos ([dgottdank@gmail.com](mailto:dgottdank@gmail.com)) by the **25<sup>th</sup>** of each month so they can be included in the monthly newsletter. The newsletter can be found on the Torrey Pines Gulls website at <http://www.torreypinesgulls.org>

## Club Meetings, Contests and Activities

As we did last year, TPG will continue to host monthly contests, fun-fly events, and onsite clinics. General meetings will coincide with non-competitive events throughout the year. Be on the lookout for upcoming details and scheduling for all TPG and related events in the Newsletter, Newsletter Calendar in this issue and on the Torrey Pines Gulls website at:

<http://www.torreypinesgulls.org> and  
<http://www.torreypinesgulls.org/calendar/>


## News from the Slope – Ray Pili, Slope Coordinator



Ray Pili

### Happy Birthday Leaplings!

January started out with nice windy days and since then I've missed the good days and flown the light days.



Make sure to stop by the Gliderport Concessionaire's office and sign the 2016 liability waiver. This waiver is required to fly (PG, HG, RC) at the Gliderport. You'll be happy to hear the 2016 liability waiver has been revamped and has a few less pages to sign.

Coming up **Saturday, February 6<sup>th</sup>** will be the Gulls Rating and Fun Fly. Over 20 RC Pilots attended last year. Here's a picture from last year's event credit to VP Ian Cummings:



And after that, the next Fun Fly event is **Saturday, March 5<sup>th</sup>** at the Gliderport.

(continued next page)

## News from the Slope (continued)

### **Safety reminder:**

February 19<sup>th</sup> is the deadline for people who have previously operated their UAS (Unmanned Aircraft System).

<http://www.faa.gov/uas/registration/>

Last month the AMA recommended its members hold off registering pending further instructions or the Feb 19<sup>th</sup> deadline. You all should have received an email from the AMA with the recommendation to register.

<http://www.modelaircraft.org/aboutama/gov.aspx>

"The Academy of Model Aeronautics has a long and successful history in advocating for the flying privileges of the aeromodeling community. It is one of the top reasons why modelers join the AMA and renew their membership year after year. In 2012, Congress passed the FAA Modernization and Reform Act intended to prevent model aviation from overreaching and burdensome regulation. While this is a positive step, the FAA has recently launched the UAS Registration program. Based on the protections from the 2012 FAA Modernization and Reform Act that we helped pass into law, we do not believe that our 188,000 members should be subject to the UAS registration rule. We are continuing to explore all legal and political options available, but these conversations may take time and a definitive solution is unlikely before the February 19 registration deadline. Therefore, AMA members are now required by regulation to register their aircraft with the FAA to avoid federal enforcement and potential penalties. Thank you for your patience as we work to find the best path forward on registration. We are committed to doing everything possible to protect our hobby and ensure that future generations have the opportunity to fly."

There is an AMA Government Blog with updates on the efforts of the AMA to advocate for us members: <http://amablog.modelaircraft.org/amagov/2016/01/18/faq-advocacy-meeting-january-15-and-16/>

**Blue Skies,  
Ray Pili**

## Club Competition Activity

### Thermal Duration

---



Mark Canfield

#### Thermal Coordinator/Winchmaster – Mark Canfield

For information, contacts, rules, etc. for past and upcoming Thermal Duration contests, check the following page on the Torrey Pines Gulls website: <http://www.torreypinesgulls.org/event/october-thermal-duration-contest/>

or contact Mark Canfield at [mcanfield5@roadrunner.com](mailto:mcanfield5@roadrunner.com)

More information may be shown in the F3X Vault site (<http://www.f3xvault.com>) as TPG coordinates with the Vault for contest sign-ups, tasks, results, etc.

### Hand Launch

---



Tim Traver


#### F3K Coordinator – Tim Traver

For information, contacts, rules, etc. for past and upcoming Hand Launch/DLG contests, check the following page on the Torrey Pines Gulls website: <http://www.torreypinesgulls.org/discus-launch-glider-series/>

or contact Tim Traver at [TimTraver@gmail.com](mailto:TimTraver@gmail.com)

More information may be shown in the F3X Vault site (<http://www.f3xvault.com>) as TPG coordinates with the Vault for contest sign-ups, tasks, results, etc. and in this RCGroups thread: <http://www.rcgroups.com/forums/showthread.php?t=2318718>

## Club Membership Update – Bill Eckles



Bill Eckles

I'm excited to start a new cycle of memberships and very pleased at our pace so early in the year. As of late January, we have a current membership base of nearly 60 *bona fide* active members and an excellent response from our 2016 mailing. Thank you all! I look forward to hearing from the rest of you and, in case you haven't noticed, we can all benefit from additions to the club. If you have a non-member friend; someone you work with; a relative; for heaven's sake, a female! Let them know about us. It is hard for me to believe that some wives, in-laws, girl friends don't secretly yearn to join you in flying your balsa beauties or marvelous moldies. Encourage them to share your passion for this fun, enjoyable hobby.

The board has lots of activities planned for the year and it is surely the case, the more the merrier. A club is only as good as its members, and we have very good ones! See you at the flying fields.

Bill Eckles, Membership Chairman

### **Every year we need a good strong membership to continue to provide the services we offer:**

- ✓ Access to three Flying Fields in La Jolla, Encinitas and Poway.
- ✓ Quarterly (or thereabouts) fun-fly clinic events to be held at our thermal soaring fields and at Torrey Pines Gliderport, where members will have ample opportunities to take advantage of our trio of excellent flying sites. Be on the lookout for upcoming details and scheduling.
- ✓ A group of guys who can answer just about any question you might ask, and do it with a smile.
- ✓ Contests that bring out world class competitors from around the globe.
- ✓ Competition and help for you, regardless of your skill level.
- ✓ A holiday party that's the envy of most gourmands in Southern California.
- ✓ A website for current and past information [www.torreypinesgulls.org](http://www.torreypinesgulls.org)
- ✓ An interesting monthly newsletter with current information to help keep members informed
- ✓ We are an AMA Chartered Club #129, with benefits - field insurance etc.

Dues are as follows:

- ✓ Dues for the membership (calendar) year are as follows for submissions during.
- ✓ January through June \$60
- ✓ July through September \$30
- ✓ October through December \$60 (gives you a jump on next year)
- ✓ Full-time college students \$30 per year
- ✓ Juniors under 18 years \$15 per year
- ✓ Receive a *credit* of up to \$20, ten for each of up to two half-day work sessions helping the club.

If you haven't re-upped yet, or would like to join the club for the first time, go to [www.torreypinesgulls.org](http://www.torreypinesgulls.org) and click on the tab "Membership". We'll make it as simple as possible to continue your membership.

**Note: TPG membership information will not be shared or sold and will only be used to contact members for purposes of TPG business**

## LSF Report – Ray Pili



### TPG League of Silent Flight Attempt Days - Poway

There are 6 LSF Attempt Days scheduled at Poway for 2016. Saturdays on Feb 6, Apr 9, Jun 11, Aug 13, Oct 8 and Dec 10.

LSF stands for League of Silent Flight. This is a Glider Soaring Accomplishment Program (SAP) and there is a similar Electric Soaring Accomplishments Program (ESAP). Since the Club's fields are Glider only, these attempt days will be for SAP.

The tasks start out easy, but quickly become a challenge.

Requirements	Primary	Intermediate			Advanced
Level	I	II	III	IV	V
Thermal Duration	5 min.	15 min.	30 min	1 hr	2 hrs.
Slope Duration	15 min.*	1 Hr.*	2 hrs.*	4 hrs.*	8 hrs.
Precision Spot Landing	5 landings 3m (9.84 ft) or less	10 landings 1.5m (4.92 ft. or less)	None	None	None
Goal and Return	None	None	1km (0.62 mi.)	2km (1.24 mi.)	10km(6.2 mi)
Competition	None	6 contests** w/ 1 place or 3,000 pts	6 contests** w/ 2 place or 4,500 pts	6 contests** w/ 2 places and 1 win or 6,000 pts	6 contests** with 12,000 points including 3 wins

Level 1 can be accomplished in a couple of weekends. A witness not related to the RC Pilot and over 21 years old is sufficient to vouch for your Accomplishments.

Level 2 adds a new twist to get the RC Pilot to enter contests. TPG offers many chances to enter contests. There are monthly TD Events at Encinitas and DLG events at Poway. This year, another event is the March Torrey Classic F3F race. We're lucky that a Level 2 aspirant can complete 6 contests by mid-summer and not have to leave San Diego. We're also lucky that we have so many world class pilots that will mentor those wanting to learn.

Blue Skies  
Ray

## Sagitta 600 Scratch Build – Eric Metzdorff

It seems like actually building a balsa kit has almost disappeared from our hobby, and building a balsa plane from scratch!...Well, Gulls member Eric Metzdorff submitted this excellent article outlining his scratch build of a Sagitta 600 for slope soaring at Torrey. **This is part 1 of 3.** Enjoy!

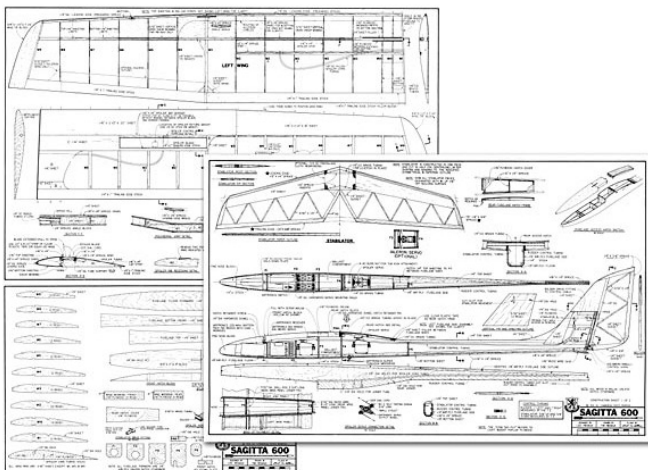



Building the Sagitta is straight forward except for the wing mods to flatten out and add ailerons. More on that later.

Before I started building I gather up all the wood I need and cut all the parts I can cut to create a "Kit". While this is not shown it consist of the tedious work of cutting out templates and a glue stick to attach to balsa/poplar/ply pieces as required and sanding to shape. This could also be done with a laser if I had the capital to buy such a machine.

The accompanying article starts the build with the stabilator. After cutting the various wood bits, brass tubing needs cut for the pivot/actuation music wires. Picture is of me supergluing balsa caps to prevent epoxy from entering tubes during const.

Plans available in pdf format @ <http://www.outerzone.co.uk>




[more pics \(1\)](#)

**Sagitta 600**  
 by Lee Renaud  
 from RCMplans (ref.865)  
 May 1982  
 79in span  
 Tags: Glider R/C  
 all formers complete :)

## Sagitta 600 Scratch Build (continued)

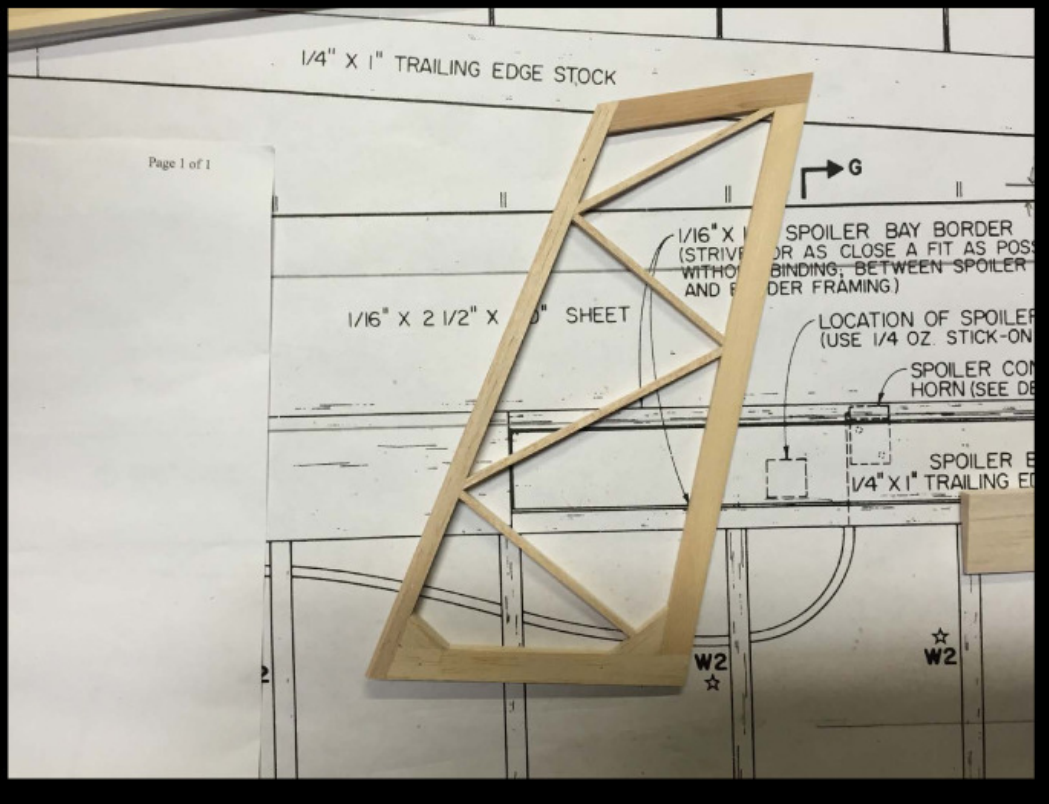
Stabilator under const.

Perimeter of stab. Is spruce, brass tube carrier blocks are basswood. Because I can print out more copies as I need, I cut up one set of plans for construction while keeping an additional set pristine for reference.



Rudder construction shows first modification. Original design incorporates a rudder counter balance. Usually this was to lower the amount of effort needed to through the rudder over left or right. It may be thought that the greater surface area would yield more or rapid control response on a R.E. only plane.

Either way since we will incorporate ailerons and with the power of modern servos, I opted to use a straight rudder as it will produce far less drag than a barn door sized deflector swinging around. A Rudder/Fin arrangement producing lift not deflection is better for efficient flight and speed.




(continued next page)

## Sagitta 600 Scratch Build (continued)


Follow instructions for building wing up until the Outer Panel. There is an aileron addendum in the instructions. I opted not to follow them because the plans said to use the solid  $\frac{1}{4}$ " x 1" T.E. stock with a slab of a  $\frac{1}{2}$ " x 1" filler block glued together. This is not only heavy but requires much more sanding.

I used a built up aileron like used on many a Royal kit back in the day. It is  $\frac{1}{16}$ " sheet, top and bottom, with  $\frac{5}{16}$ " x  $\frac{1}{4}$ " spar running the length of the panel as a L.E. to the aileron and a  $\frac{1}{2}$ " x  $\frac{3}{8}$ " sub-T.E. to the wing. I also ran the length of the aileron to the tip block in lieu of stopping at rib W8. The riblet that has the control horn attached to was from  $\frac{1}{8}$ " poplar ply (air ply). The rest are the same as the wing ribs.



Picture of the necessary wing bits of  $\frac{1}{16}$ " birch ply,  $\frac{1}{8}$ " poplar riblet, and brass tubes and spoiler actuators all soldered up.

After finishing construction, I found out that the I.D. of the  $\frac{1}{8}$ " brass bushings for the aileron control horns was too large for the clevis pin and had too much play. I ended up having to fill the tube with epoxy and re-drilling the I.D. out to a size to fit the clevis pin. Better to use solid stock and custom drill for your clevises to keep everything slop free.

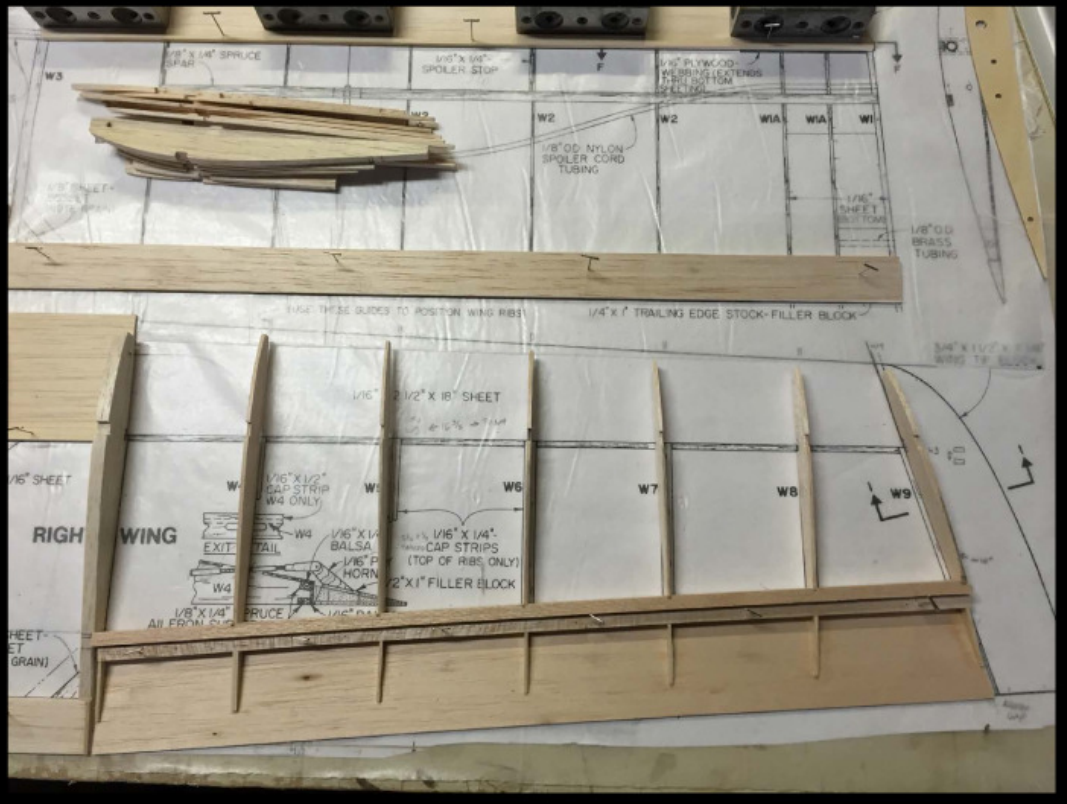


## Sagitta 600 Scratch Build (continued)

Wing ribs had to be modified by shortening length to fit reduced gap between L.E. and sub-T.E.

Hard to see but the sub-T.E. is notched 1/16" to accept the Wing ribs like Y. Matsumoto used to do for Pilot kits. I like the technique and like the strength in added surface for gluing.

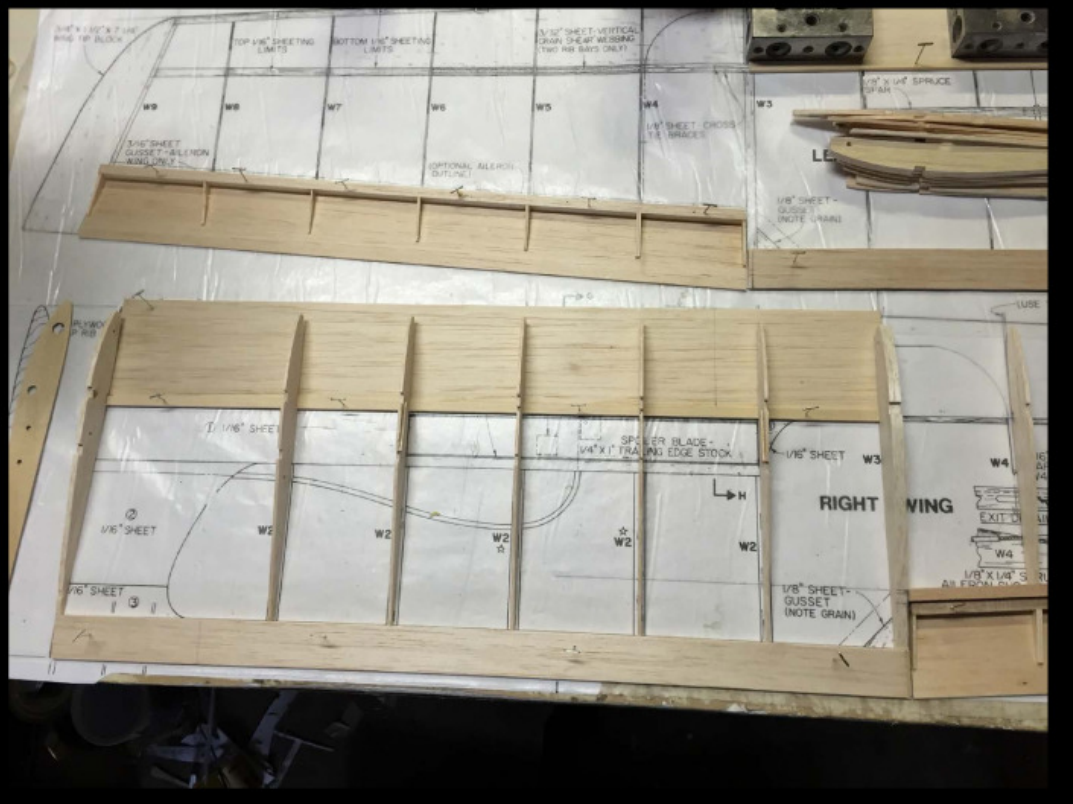
At the top is the Inner panel of the left wing with the 1/16" sheeting glued and weighted with 1,2,3, Blocks.



Back to the Right wing Inner Panel and the Left wing Aileron. Sheet is in place and must have the L.E. lifted to follow the rib contour with a strip of 1/4" x 1/8" balsa stock.

Note holes for the 1/8" plastic tube for spoiler dial cord is already done. These wings require a lot of "forward thinking" so it was not long before I stopped looking at the instructions and trusted logic and experience.

Just take your time and mull over your build sequence so as not to paint yourself into any corners.



## Sagitta 600 Scratch Build (continued)

View of the aileron construction. Note bottom sheet is sanded to a sharp edge for the upper surface to glue to. This will leave your trailing edge 1/16" thick. Up to you if you want to go thinner by adding a strip of basswood and sand to a sharp edge. I decided not to as I do not have evidence that it matters much, especially on a slope glider. For thermal duration I might go the extra distance, but not here.


The reason for the fwd. spar on the aileron is that most will be beveled off to allow the aileron upward travel. I am going to use a monokote hinge along the bottom edge for a sealed hinge line but the upper surface will have a large space to allow the aileron deflection upward.



Both wings ready for wing joiner and upper spars. Ailerons have upper sheeting but control horns have not been glued in yet. For now they would only get in the way and a small 1/16" slit is all that is necessary along rib W4 to allow gluing later on.

The wing joiner pieces will need re-designed as the stock ones assume a steep dihedral angle between Inner and Outer Panels. Mine will be straight along the upper spar with a break and slight angle on the lower spar to compensate for the taper in the Outer Wing Panel. Sorry no drawing of this. I just plotted out on the plans and cut as needed.

This is also where the instructions became useless and we enter uncharted territory. I wanted the top of the wing straight so the Inner and Outer Panels were glued together upper side down on the building board. Then the upper spar fitted.



## Club Sponsors

The Torrey Pines Gulls members would like to thank all the sponsors for their donations and supporting Torrey Pines Gulls Radio Control Soaring Society. Without the support of these fine companies, the success of many of the Club events would not have been possible.

To our members, when you are thinking of buying a hobby-related item, please consider these outstanding companies first. Please click on vendor's logo to go to their website for more information.



## Photo of the Month Contest

Each month club members may submit photos of an activity related to soaring and the newsletter editor will post a **winner** to be chosen by the Board of Directors.

A yearly winner will be selected from among the monthly winners and will receive a prize (their photo will be used as the website and newsletter masthead AND will appear on the following year's club membership card). Needless to say, **horizontal format photos are preferred**. Email your photos (.JPG format preferred) to Dale Gottdank at [dgottdank@gmail.com](mailto:dgottdank@gmail.com). Please provide your name, location of photo and photo description.



New artificial turf installed at the Torrey Pines Gliderport picnic table/pit area by L-R: Ray, Kevin, Mike, Sean, Robert (Ray P. & Kevin B.)



January Winner - Mr. Robert (Peterson) & son Cam flying their Skua at Torrey (Greg Houck)

(continued next page)

### Photo of the Month Contest (continued)



Plane mounted camera view from Phil Davy's Xperience Pro Carbon 3.3 at Torrey



Camera catches Phil flying the Xperience



Come to papa!



**February Winner** – Phil Davy's Xperience Pro Carbon 3.3 camera view flying inverted over Torrey

## 2016 Club Officers & Contact Information

President	Dan Cummins	<a href="mailto:TPGulls@gmail.com">TPGulls@gmail.com</a>
Vice-President	Ian Cummings	<a href="mailto:icummings@earthlink.net">icummings@earthlink.net</a>
Past President	Dan Cummins	<a href="mailto:TPGulls@gmail.com">TPGulls@gmail.com</a>
Secretary	To be filled	
Treasurer	Don Lockhead	<a href="mailto:donloch@sbcglobal.net">donloch@sbcglobal.net</a>
Membership	Bill Eckles	<a href="mailto:tunabiker1@hotmail.com">tunabiker1@hotmail.com</a>
Communications	Dale Gottdank	<a href="mailto:dgottdank@gmail.com">dgottdank@gmail.com</a>
Winch Master	Mark Canfield	<a href="mailto:mcanfield5@roadrunner.com">mcanfield5@roadrunner.com</a>
F3K Coordinator	Tim Traver	<a href="mailto:timtraver@gmail.com">timtraver@gmail.com</a>
IHLGF Coordinator	Mike Smith	<a href="mailto:mike@themapsmith.com">mike@themapsmith.com</a>
Thermal Coordinator	Mark Canfield	<a href="mailto:mcanfield5@roadrunner.com">mcanfield5@roadrunner.com</a>
Slope Coordinator	Ray Pili	<a href="mailto:rpili2001@gmail.com">rpili2001@gmail.com</a>
Safety Officer	Ray Pili	<a href="mailto:rpili2001@gmail.com">rpili2001@gmail.com</a>
SC2 Representative	To be filled	
Webmaster	Steve Hurd	<a href="mailto:steve@torreypinesgulls.org">steve@torreypinesgulls.org</a>
Historian	Gary Fogel	<a href="mailto:garyfogel@gmail.com">garyfogel@gmail.com</a>
TP Soaring Council (TPG)	Ray Pili	<a href="mailto:rpili2001@gmail.com">rpili2001@gmail.com</a>
TP Soaring Council (AMA)	To be filled	

Dan Cummins  
President



Ian Cummings  
Vice- President



Secretary

Don Lockhead  
Treasurer



## 2016 Contest & Activity Calendar (subject to change)

Month	RES/ TD	CD	HLG	CD	Slope Race	SC <sup>2</sup>	Club Activity
January	10	Mark Canfield			<a href="http://socalsloperacing.com">socalsloperacing.com</a> (inactive site)		
February	14		27	Tim Traver		28 @ SWSA	6 Pilot Rating/Fun Fly @ Torrey 13 LSF Attempt Day
March	13	Cliff Hunter	26	Tim Traver	13 Torrey Classic	20 @ DSH	5 Fun Fly @ Torrey
April	10		30			17 @ SWSA	
May	15	Tom Watson	14-15 IHLGF			15 @ WRC	IHLGF
June	12		18	Tim Traver		19 @ HSS	4 Katie Martin Tribute @ Torrey
July	10	Steve Condon	16	Tim Traver		17 @ ISS	
August	14	Tom Watson	20			21 @ TOSS	
September	11		24			18 @ SULA	
October	09		22	Tim Traver		23 @ TPG	
November	20		12	Tim Traver		20 RAIN DATE	
December	11						

Note: Calendar subject to change at any moment without warning or notice. **Check the TPG Website for updates.**  
The SC2 schedule could change on availability of club field's check website: [sc2soaring.com](http://sc2soaring.com)



### Quote of the Month:

*“Without Valentine's Day, February would be... well, January.”*

*~Jim Gaffigan*