



# GULL WINGS NEWSLETTER - MARCH 2016

**Torrey Pines Gulls Radio Control Soaring Society (TPG)**

**AMA Charter Club 129**

**Website: [www.torreypinesgulls.org](http://www.torreypinesgulls.org)**

**Editor – Dale Gottdank**

## Inside This Issue

- 1 Message from the President
- 2 What do **YOU** think?  
Yahoo Forum
- 3 TPG Facebook page  
Newsletter Update  
Club Meetings, Contests and Activities
- 4 News from the Slope
- 7 Club Competition Activity
- 8 Club Membership Update
- 9 LSF (League of Silent Flight) Report
- 12 Sagitta 600 Scratch Build – Part 2
- 17 1980's TWF Sagitta
- 19 Club Sponsors – Thank You!
- 20 Photo of the Month Contest
- 24 2016 Club Officers & Contact Information
- 25 2016 Contest & Activity Calendar (subject to change)
- 26 Quote of the Month



Dan Cummins

## Message from the President

Hello Gulls,

February has flown by! We kicked off the month with a Fun Fly at the bluff. Then we had a few broken hearts at this month's TD contest on the 14th.

The first monthly DLG contest of 2016 launched the last weekend of the month, and somewhere in the middle of that, a group of us chipped away at our League of Silent Flight task(s) at Poway.

We will be kicking off March with a Fun Fly the first Saturday this month, followed by the Torrey Classic on the Sunday the 13th. This year's the Classic will include a foam racing class, so tune up your best foam, and come out and do some racing at the SLOPE!

Lots going on the next couple of month; check the TPG website calendar for upcoming events!

Till next month.

Fly more, build something cool, and learn something new!

Cheers!

Dan Cummins  
2016 TP Gulls President

## What do **YOU** think?

**You** can express your opinion at: [www.torreypinesgulls.org](http://www.torreypinesgulls.org).

We have a **QUESTIONS AND SUGGESTIONS** link in the drop-down menu that appears when you scroll over **TORREY PINES GULLS** next to **LOCATIONS, CALENDAR, MEMBERSHIP...** If you have any questions, concerns, suggestions, etc. for the board, here's your chance.



## Join the Yahoo Forum!

From Lenny Brzezinski:

The Yahoo forum was formed Oct. 18<sup>th</sup>, 1999. There are over 200 members in the Yahoo Group. This group has many things to offer for the club. It is a way of communicating with each other. If you have any concerns you can post them here including other questions about almost anything having to do with flying, building, finding another person, and so on.

If you are new to the club, the website will give you a lot of information about the club. On the website there is a link that you can use to join the group. This group is moderated. Please use this group for flying related items. You can post on the Yahoo group files, photos, polls, members, and calendar. All of these sections are available to any member. I hope that your experience with this group will be great. On the TPG website, [www.torreypinesgulls.org](http://www.torreypinesgulls.org), you can follow the **YAHOO FORUM** link in the drop-down menu that appears when you scroll over **TORREY PINES GULLS** next to **LOCATIONS, CALENDAR, MEMBERSHIP.**

## Check out the TPG Facebook Page

From John Blaske:

If you haven't had a chance yet, check out our TPG Facebook page:

<http://www.facebook.com/TorreyPinesGulls>



Dale Gottdank

## Newsletter Update - Dale Gottdank

### March On, Gulls!

Let's make our **GULL WINGS NEWSLETTER** even better!

***Please Send Pictures! Send an article,*** perhaps. It doesn't have to be a "novel," just a paragraph or two about something that interests you related in some way to RC soaring...even something interesting you happened upon on the internet. I'd like to have the newsletter published by the first week of every month. If there's a project you're working on, don't just post it on RCGroups...share it with your club! **This month, we have part 2 of Eric Metzdorff's Sagitta 600 scratch build. Also, we have some excellent photos from Phil Davy and Ian Cummings!** To make the timely issue possible, I need the club members' support and help in providing me with recent pictures, articles and any upcoming events. If there are too many, we'll save some for the next issue.

Please send in your articles or photos ([dgottdank@gmail.com](mailto:dgottdank@gmail.com)) by the **25<sup>th</sup>** of each month so they can be included in the monthly newsletter. The newsletter can be found on the Torrey Pines Gulls website at <http://www.torreypinesgulls.org>

## Club Meetings, Contests and Activities

As we did last year, TPG will continue to host monthly contests, fun-fly events, and onsite clinics. General meetings will coincide with non-competitive events throughout the year. Be on the lookout for upcoming details and scheduling for all TPG and related events in the Newsletter, Newsletter Calendar in this issue and on the Torrey Pines Gulls website at:

<http://www.torreypinesgulls.org> and  
<http://www.torreypinesgulls.org/calendar/>

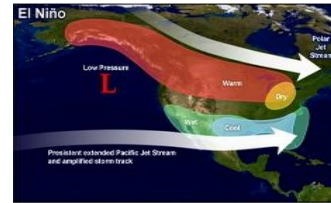
# News from the Slope – Ray Pili, Slope Coordinator



Ray Pili

## Come Back El Nino Storms!!!!

Saturday February 6<sup>th</sup> was the Gulls Rating and Fun Fly, a beautiful day to hang out with friends.



Mike Slean won the Ka-8 donated by VP Ian Cummings. Coachella pilot, Thomas Chant won the NCFM M-60 Kit donated by Matin Taraz of North County Flying Machines. Hitec hats were won by Matin, Pismo, Kevin, Daniel and a couple of others. We had a great turnout with over a baker's dozen slopers. Very light winds put a hex on the flying but it sure beats the east coast weather.



Ka-8's over the RC mound. Photo by Ian Cummings.



NCFM M60 Kit Winner Thomas Chant. L to r Mr. Kim, Mr. Robert, Thomas, Dave N. and President Dan (and Bailey). Photo by Ian Cummings.



Mr Robert pulling a raffle ticket. l to r Kato Kevin, Thomas, Mr Kim, Daniel, Robert, Dave, Dan and Dale. Photo by Ian Cummings.



Libelle Fest! Photo by Ian Cummings.

(continued next page)

## News from the Slope (continued)

**Saturday March 5th** will be the next Fun Fly at the Gliderport.

NCFM CEO Matin Taraz has donated factory second cores, free, but there are conditions.

- *Three sets of cores per person limit; just so everybody gets something.*
- *One person at a time digging through the trash. This gives everybody a chance to match their cores.*
- *No resale of the material, please. We cherish the reputation we've earned through the years and we would not want these cores to be confused as representatives of the quality products we (NCFM) produce.*

Matin will also have hardware kits for sale, so you can complete your planes.

Tim and Mark have brought back the **Torrey Classic F3F race**, scheduled for **Sunday, March 13th**. Sign up on F3X Vault. In the previous newsletter, I mentioned a Foamy 60-inch Class. After speaking with Tim at the last club meeting, it was decided that a pilot may fly a foamy 60-inch or another glider, but cannot fly both (i.e. you can only register once).

This summer the Gulls will be hosting a number of Fun Fly events. One of them will be a Scale Fun fly in conjunction with TPSSS.



Friday Feb 19<sup>th</sup> Bravo Zulu to Membership Chair Bill Eckles for successfully maidenning his funky Zulu sloper with LE control (Drooperons). Photo by Ray Pili.



Zulu LE control:  
One servo per wing controls elevon and LE "Drooperon".  
Photo by Ray Pili

(continued next page)

## News from the Slope (continued)

### **Safety reminder:**

Sun glare. We've all had those anxious moments when we get blinded by the sun and momentarily lose track of our glider. Sometimes that's where the thermals takes us and you need the task. Other times, you just got off work and need a slope fix before the sun sets, and you get a double zap in your cornea; direct from the sun and a reflection off the Pacific. What to do? Ideas that work for me in no specific order:

- Hat brim to block the glare.
- Sunglasses - Polarized for glare, but sometimes you may have trouble reading your transmitter screen.
- Holding up your free hand or transmitter to block the glare.
- Close one eye while the plane crosses the sun. Better to have one eye with a big sun dot than both.
- No abrupt control input. Let the plane fly through and pick it up again when on the other side of the sun while in the same stable orientation.
- Fly with blue skies around the sun.

At times a combination of the above maybe needed.

**Blue Skies,  
Ray Pili**

## Club Competition Activity

### Thermal Duration

---



Mark Canfield

#### Thermal Coordinator/Winchmaster – Mark Canfield

For information, contacts, rules, etc. for past and upcoming Thermal Duration contests, check the following link on the Torrey Pines Gulls website: <http://www.torreypinesgulls.org/event/thermal-duration-contest-march/>

or contact Mark Canfield at [mcanfield5@roadrunner.com](mailto:mcanfield5@roadrunner.com)

More information may be shown in the F3X Vault site (<http://www.f3xvault.com>) as TPG coordinates with the Vault for contest sign-ups, tasks, results, etc.

### Hand Launch

---




Tim Traver

#### F3K Coordinator – Tim Traver

For information, contacts, rules, etc. for past and upcoming Hand Launch/DLG contests, check the following link on the Torrey Pines Gulls website: <http://www.torreypinesgulls.org/discus-launch-glider-series/> or contact Tim Traver at [TimTraver@gmail.com](mailto:TimTraver@gmail.com)

More information may be shown in the F3X Vault site (<http://www.f3xvault.com>) as TPG coordinates with the Vault for contest sign-ups, tasks, results, etc. and in this RCGroups thread: <http://www.rcgroups.com/forums/showthread.php?t=2318718>

## Club Membership Update – Bill Eckles



Bill Eckles

We're solvent in memberships already, though things can certainly improve. We hope to see everyone back and will welcome support from previous non-members as well. We're currently at 77 members which provides many permutations of pleasant personal relationships. Isn't that what it's all about, anyway? We're looking for a hundred and will appreciate your talking us up with non-members and doing a little recruitment that way. We have a couple of new faces and I'm sure you'll enjoy meeting them. I still haven't met a flier that I didn't like. Apparently the bad ones hide behind rocks.

Bill Eckles, Membership Chairman

### **Every year we need a good strong membership to continue to provide the services we offer:**

- ✓ Access to three Flying Fields in La Jolla, Encinitas and Poway.
- ✓ Quarterly (or thereabouts) fun-fly clinic events to be held at our thermal soaring fields and at Torrey Pines Gliderport, where members will have ample opportunities to take advantage of our trio of excellent flying sites. Be on the lookout for upcoming details and scheduling.
- ✓ A group of guys who can answer just about any question you might ask, and do it with a smile.
- ✓ Contests that bring out world class competitors from around the globe.
- ✓ Competition and help for you, regardless of your skill level.
- ✓ A holiday party that's the envy of most gourmands in Southern California.
- ✓ A website for current and past information [www.torreypinesgulls.org](http://www.torreypinesgulls.org)
- ✓ An interesting monthly newsletter with current information to help keep members informed
- ✓ We are an AMA Chartered Club #129, with benefits - field Insurance etc.

Dues are as follows:

- ✓ Dues for the membership (calendar) year are as follows for submissions during.
- ✓ January through June \$60
- ✓ July through September \$30
- ✓ October through December \$60 (gives you a jump on next year)
- ✓ Full-time college students \$30 per year
- ✓ Juniors under 18 years \$15 per year
- ✓ Receive a *credit* of up to \$20, ten for each of up to two half-day work sessions helping the club.

If you haven't re-upped yet, or would like to join the club for the first time, go to [www.torreypinesgulls.org](http://www.torreypinesgulls.org) and click on the tab "Membership". We'll make it as simple as possible to continue your membership.

**Note: TPG membership information will not be shared or sold and will only be used to contact members for purposes of TPG business**

## LSF Report – Ray Pil

TPG League of Silent Flight Attempt Day – Saturday, Feb 13, 2016



Aspirants: Dan Cummins, Chuck Norris, Gary Fogel, Don Lockhead, Mike Slean, John McNeil, Ray Pili.

Saturday was a beautiful day for flying. The field has a nice green layer of vegetation for soft landings. Mike brought out his PZ Ka-8 that he won at the Fun Fly. Dan and I also brought Ka-8s. Don had his Snipe; Chuck had a built up RE DLG; Gary, a beautiful red Paragon and John, a unique T-tail RO-8 in white.

A landing area was set up using staked premeasured para-cord (1.5 and 3 meter radius) with Don's pink and white hula hoop surrounding the center.

John staked out his hi-start and Dan staked out another. After a quick pilots meeting that consisted of "We know what to do, right? Let's Fly!"

Very light lift was present early in the morning. 2-3 min flights off the hi-starts seemed to be the norm. My Ka-8 flew once and broke due to the battery moving aft in the fuse. President Dan let me fly his plane for the day.

John was the first to take advantage of the building lift, north of the field over the road and school parking lot, flying his RO-8. President Dan launched and with Gary's help, hooked up on the same thermal as John. A hawk and crow were now in the same thermal, which was blowing to the east end of the field. 15 + minutes later Dan landed with his Level 2 Thermal task complete. John was still flying having transitioned upwind over the field, resulting in a 25+ minute flight for John, who is working on his 30 min LSF 3 task. Later in the morning John had another attempt that ended at 18+ mins.

Mike launched to try to get the thermal John and Dan were in. They were too far downwind to catch, so Mike caught his own thermal over the road and worked it for a nice 5:08 min flight for his LSF 1 thermal. Not bad for the first day on his new plane.

Don and Chuck were out completing their landing tasks, Don for LSF 1 and Chuck for LSF 2. The hula hoop seemed to be the magic tool to aim for. Don also hooked up with a thermal and completed his LSF 5-min thermal task with his Snipe.

Gary felt bad for me and helped me catch a thermal on the west end of the field that drifted to the horse stables. Gary suggested I fly upwind (West), as what ever created the previous thermal would likely create a new one. Good thing to know, because we did, flying it back to the horse stables. I tried for a third one but no joy, landing with 11-min on the timer. Close but no cigar.

Gary flew his beautiful red Paragon, unfortunately he has a control issue and the Paragon nosed in. Gary will be rebuilding his plane.

**(continued next page)**

### LSF Report – (continued)

Photo Intermission: Photos are by G. Fogel with John McNeil and his RO-8 (Chuck Norris in the background).



(continued next page)

## LSF Report – (continued)

Seemed like a good time to stop and Gary John and Chuck left.

Another member, Bob, showed up trying to get his Ka-8 out of the tree. Bob had taped three lengths of PVC Pipe together attempting to poke the plane down, but the PVC was too floppy and short to do the job. President Dan brought out a roll of pink kite string and he and Mike started throwing the rock with the string at the plane. I tried a few times but the best we could do was rip the left wing tip off. Bob has called the tree man so hopefully the plane will be retrieved shortly.

Before leaving, Dan suggested one more flight to get my 15-min. After launch, things looked good as I caught a boomer taking it up over the field out to the East. I then bailed out to head upwind to scout for another, which I could not find so I landed with an 8+ flight.

We then bailed for Rubio's.

Thanks again all for coming out. A number of tasks were completed and I learned a few good tips. LSF sent me a number of pre-numbered LSF SAP and eSAP forms, so contact me if you want one. I will bring them to each LSF Attempt day for any walk-ins.

We've got a number of aspirants working on LSF 2. LSF 2 requires 6 contests. See Tim Traver for the monthly Poway DLG contests that started Feb 27. Mark Canfield runs the club monthly Encinitas TD contest that started in January. March 12 is a DLG contest in El Dorado Park in Long Beach and March 13 is the F3F Torrey Classic CD'd by Mark and Tim, so there are a number of close by contests to enter.

The next LSF Attempt day is **April 9<sup>th</sup>** at Poway. There is a fun fly March 5 at Torrey, so we can work on the Slope tasks.

Chuck, Dan and I have completed one or more LSF 2 tasks and started thinking about LSF 3, where a Distance task is required (1 km Goal and Return). Gary suggests measuring the Poway field or heading out to the Desert - Ocotillo Wells.

**Blue Skies,**

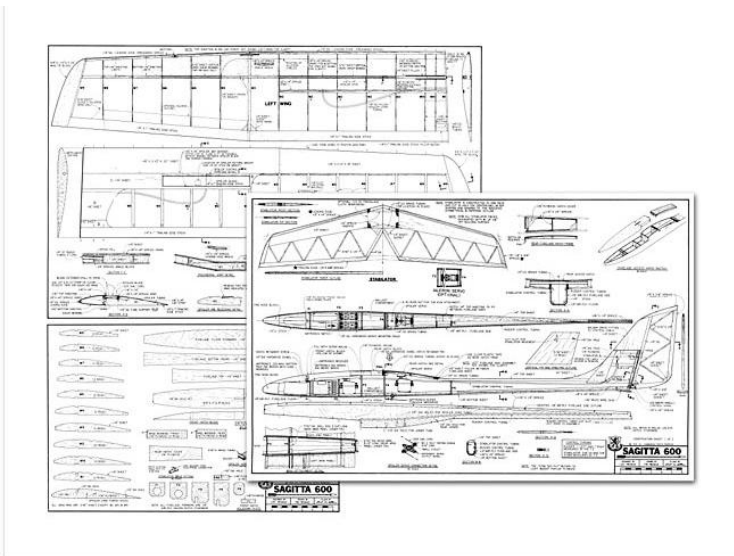
**Ray Pili**

# Sagitta 600 Scratch Build – Eric Metzdorff

This month, we present part 2 of Gulls member Eric Metzdorff's scratch build of a Sagitta 600 for slope soaring at Torrey. In a time when the art of building seems to be disappearing, Eric shows us that it is still alive and can be a very rewarding pursuit. The article will conclude with next month's issue. Enjoy!



Another view of the aileron cross section showing the construction method employed.



[more pics \(1\)](#)

**Sagitta 600**  
by Lee Renaud  
from RCMplans (ref:865)  
May 1982  
79in span  
Tags: Glider R/C  
all formers complete :)

(continued next page)

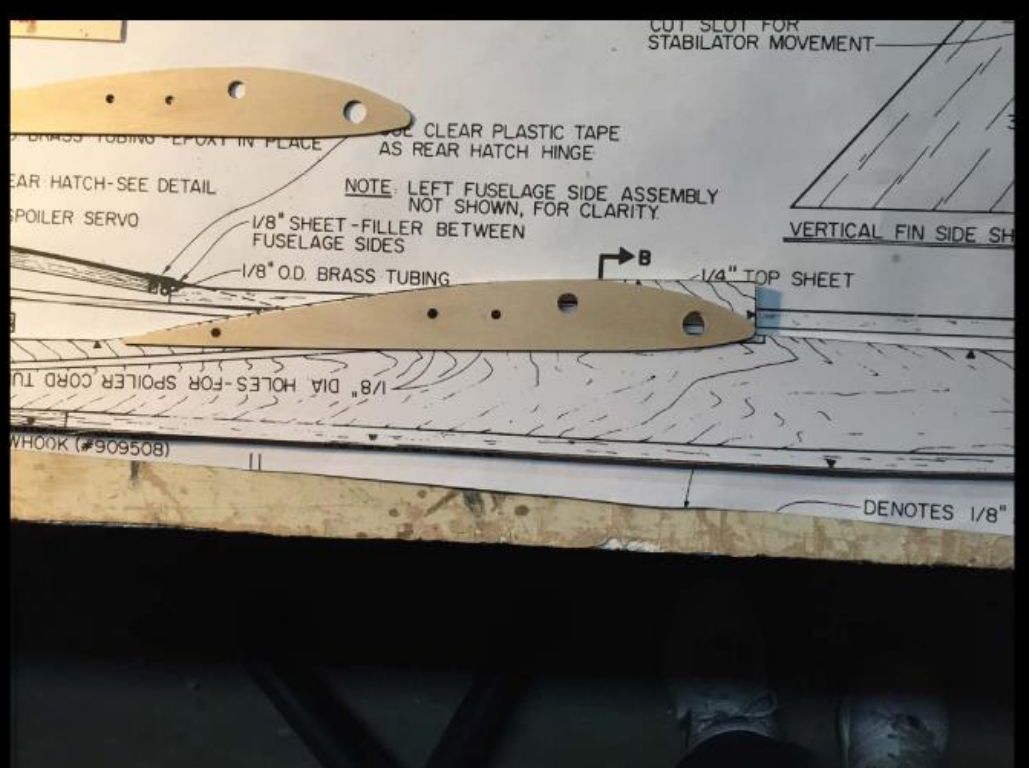
## Sagitta 600 Scratch Build (continued)

Wings back on the plans, right side up with the upper L.E. sheeting and sub-spars in place. Note the 1/8" spoiler tubing and the Aileron control lines! Be sure to route and glue tubing in place before gluing the upper sheeting in place. Not shown is the wire hooks for the spoiler return spring. Plans show a 1/4 oz. weight glued to the spoiler blade to facilitate closing. Problem with this method is that in inverted flight, the spoilers would fall open. Bad idea! I used light springs from Ace hdwr. to keep spoilers closed when retracted but I did not glue the hooks in yet. I had to cut windows through the shear web to glue in later. Better next time to put them in now.




1/16" birch ply root ribs matched to fuse side. 2 sets req. 1 for the wings 1 set for the Fuselage. I drilled all the holes out so I would not have to worry about left or right with the different spoiler cord openings.

Note the fuse with the paper plan used as a template glued to the stock. I use Staples brand glue stick as it is easy to peel off the wood after cutting and sanding.




## Sagitta 600 Scratch Build (continued)

An electrical connector soldered to the control cable is used to actuate the stabilator. Simple and effective, but the results is the floppy stabilator effect. Not that it matters much once the ship is airborne since it is a full flying stab. One could redesign this feature to use a stabilator control horn like the Aquila's do. This would eliminate most of the wiggle.



Redesigned straight rudder and the Fin Bits. Note the counter balance will be glued to the top of the fin base rather than the rudder.

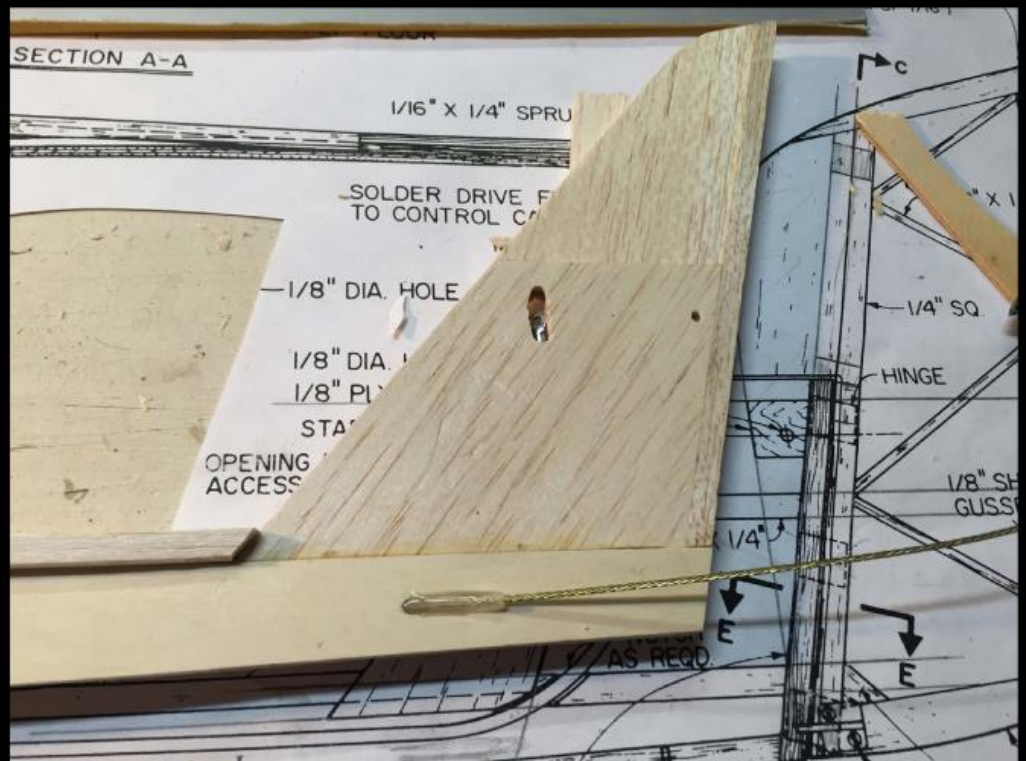


(continued next page)

## Sagitta 600 Scratch Build (continued)


Finished fin assembly glued into location. Stabilator eyelet just visible through the elongated slot for the stab joiner wires and the rudder control cable located and epoxied into fuse side. 1/4" turtle deck glued in place.

Note the fin tail post is altered to run the full height of the fin and the hinge locations have been adjusted so that 3 are evenly spaced over the increased tail post length. Advantages to a sacrificial set of plans is that I can draw right on them and redesign what I want on the fly.



Fuselage showing servo installation. There is no room in these later designed built up planes since it only adds drag. It was a must to plan the radio installation while it is being built as it would be extremely difficult afterward. Not shown is 1/8" balsa sheeting glued to the inside of the fuselage sides with notches cut into them to locate the hardwood servo mounts.

Servos are as follows:  
 Front two, Rudder and Stabilator.  
 Middle, Aileron control.  
 Aft, Spoiler actuation.



(continued next page)

## Sagitta 600 Scratch Build (continued)


Live and learn!

A few months ago I was attempting LSF rating with my Sagitta 900 and bent the wing rod off the winch. This wing rod was some mild steel music wire.

To prevent another such encounter I ordered some special tool steel with a 7000ksi yield. Much stronger and it has a nice finish!



View showing wing rod and joiner tube coated with epoxy and microballons.



(to be concluded next issue)

## 1980's TWF Sagitta! – Al Schmadtke

In keeping with this excellent Sagitta 600 build theme, our friend, Al Schmadtke of West Islip, Long Island, New York sent us this great blast from the past. His email is follows:

[Attached please find photos from about 1988. The group of guys are holding twist wing Sagittas we flew back in the day. An idea that Lenny Hauf had was to use a servo mounted by the rear wing rod. The wings twisted for aileron control. Good for thermal soaring. The red plane was my first Sagitta 600. The white wing was a twist wing. I also had a Sagitta 900 twist wing. All flew very well. Please pass this along to Eric if you would. Former LONG ISLAND SILENT FLYERS club member.](#)

**\*By the way, click on Al's message to visit Long Island Silent Flyers.**



(continued next page)


### 1980's TWF Sagitta! (continued)



## Club Sponsors

The Torrey Pines Gulls members would like to thank all the sponsors for their donations and supporting Torrey Pines Gulls Radio Control Soaring Society. Without the support of these fine companies, the success of many of the Club events would not have been possible.

To our members, when you are thinking of buying a hobby-related item, please consider these outstanding companies first. Please click on vendor's logo to go to their website for more information.



## Photo of the Month Contest

Each month club members may submit photos of an activity related to soaring and the newsletter editor will post a **winner**:

A yearly winner will be selected from among the monthly winners by the Board of Directors and will receive a prize (their photo will be used as the website and newsletter masthead AND will appear on the following year's club membership card). Needless to say, **horizontal format photos are preferred**. Email your photos (.JPG format preferred) to Dale Gottdank at [dgottdank@gmail.com](mailto:dgottdank@gmail.com). Please provide your name, location of photo and photo description.



New artificial turf installed at the Torrey Pines Gliderport picnic table/pit area by L-R: Ray, Kevin, Mike, Sean, Robert (Ray P. & Kevin B.)



January Winner - Mr. Robert (Peterson) & son Cam flying their Skua at Torrey (Greg Houck)

(continued next page)

### Photo of the Month Contest (continued)



Plane mounted camera view from Phil Davy's Xperience Pro Carbon 3.3 at Torrey (Phil Davy)



Camera catches Phil flying the Xperience (Phil Davy)



Come to papa! (Phil Davy)



**February Winner** – Phil Davy's Xperience Pro Carbon 3.3 camera view flying inverted over Torrey (Phil Davy)

(continued next page)

### Photo of the Month Contest (continued)



Screenshot – Ka-8 DS'ing at Bill's Hill (Phil Davy)



Screenshot – Ka-8 DS'ing at Bill's Hill (Phil Davy)



February 6, 2016 Torrey Fun Fly (Ian Cummings)

(continued next page)

### Photo of the Month Contest (continued)



Kat's Spirit Elite with seagull in pursuit at Torrey (Ian Cummings)



Kat's Spirit Elite with seagull at Torrey (Ian Cumminas)



Kat flying his Spirit



**March Winner** – Sunlight under a Spirit Elite and a Torrey Pines Gull (Ian Cummings)

## 2016 Club Officers & Contact Information

President	Dan Cummins	<a href="mailto:TPGulls@gmail.com">TPGulls@gmail.com</a>
Vice-President	Ian Cummings	<a href="mailto:icummings@earthlink.net">icummings@earthlink.net</a>
Past President	Dan Cummins	<a href="mailto:TPGulls@gmail.com">TPGulls@gmail.com</a>
Secretary	To be filled	
Treasurer	Don Lockhead	<a href="mailto:donloch@sbcglobal.net">donloch@sbcglobal.net</a>
Membership	Bill Eckles	<a href="mailto:tunabiker1@hotmail.com">tunabiker1@hotmail.com</a>
Communications	Dale Gottdank	<a href="mailto:dgottdank@gmail.com">dgottdank@gmail.com</a>
Winch Master	Mark Canfield	<a href="mailto:mcanfield5@roadrunner.com">mcanfield5@roadrunner.com</a>
F3K Coordinator	Tim Traver	<a href="mailto:timtraver@gmail.com">timtraver@gmail.com</a>
IHLGF Coordinator	Mike Smith	<a href="mailto:mike@themapsmith.com">mike@themapsmith.com</a>
Thermal Coordinator	Mark Canfield	<a href="mailto:mcanfield5@roadrunner.com">mcanfield5@roadrunner.com</a>
Slope Coordinator	Ray Pili	<a href="mailto:rpili2001@gmail.com">rpili2001@gmail.com</a>
Safety Officer	Ray Pili	<a href="mailto:rpili2001@gmail.com">rpili2001@gmail.com</a>
SC2 Representative	To be filled	
Webmaster	Steve Hurd	<a href="mailto:steve@torreypinesgulls.org">steve@torreypinesgulls.org</a>
Historian	Gary Fogel	<a href="mailto:garyfogel@gmail.com">garyfogel@gmail.com</a>
TP Soaring Council (TPG)	Ray Pili	<a href="mailto:rpili2001@gmail.com">rpili2001@gmail.com</a>
TP Soaring Council (AMA)	To be filled	

Dan Cummins  
President




Ian Cummings  
Vice- President



Secretary

Don Lockhead  
Treasurer



## 2016 Contest & Activity Calendar (subject to change)

Month	RES/ TD	CD	HLG	CD	Slope Race	SC <sup>2</sup>	Club Activity
January	10	Mark Canfield			<a href="http://socialsoaring.com">socialsoaring.com</a> (inactive site)		
February	14		27	Tim Traver		28 @ SWSA	6 Pilot Rating/Fun Fly @ Torrey 13 LSF Attempt Day
March	13	Cliff Hunter	26	Tim Traver	13 F3F Race 13-14 Torrey Classic	20 @ DSH	5 Fun Fly @ Torrey
April	10		30			17 @ SWSA	9 LSF Attempt Day 16 Foamy Fun Fly @ Torrey
May	15	Tom Watson	14-15 IHLGF			15 @ VVRC	14-15 IHLGF
June	12		18	Tim Traver		19 @ HSS	4 Katie Martin Tribute @ Torrey 11 LSF Attempt Day
July	10	Steve Condon	16	Tim Traver		17 @ ISS	23 TWP/PNF Fun Fly @ Torrey
August	14	Tom Watson	20			21 @ TOSS	13 LSF Attempt Day 23 August Scale Fun Fly @ Torrey
September	11		24			18 @ SULA	
October	09		22	Tim Traver		23 @ TPG	8 LSF Attempt Day
November	20		12	Tim Traver		20 RAIN DATE	
December	11						10 LSF Attempt Day

Note: Calendar subject to change at any moment without warning or notice. **Check the TPG Website for updates.**  
The SC2 schedule could change on availability of club field's check website: [sc2soaring.com](http://sc2soaring.com)



## Quote of the Month:

*“It was one of those March days when the sun shines hot and the wind blows cold...”*

*~Charles Dickens, Great Expectations*

