



GULL WINGS NEWSLETTER – SEPTEMBER 2020

Torrey Pines Gulls Radio Control Soaring Society (TPG)

AMA Charter Club 129

Website: www.torreypinesgulls.org

Editor – Dale Gottdank

Message from the Board

9 Inside This Issue

- 1 Message from the Board
- 2 Club Meetings, Contests and Activities
Newsletter This Month
- 3 Club Membership Update
- 5 RCGroups – Torrey Pines Gulls Forum
- 6 What do YOU think?
TPG Facebook page
- 7 Club Flying Site Panoramas
- 8 News from the Slope
- 14 Club Competition Activity
- 16 Thermal Duration/F5J Contest Report
- 18 F3K/DLG February Contest Report
- 19 LSF (League of Silent Flight) Report
- 21 TPG at 50 – Looking Back
- 31 Cajon Daze – Summer 2020
- 41 TPG History – Modeler of the Year
- 43 Photo of the Month Contest
- 50 Club Officers and Contact Information
- 51 Quote of the Month

Your Executive Council/Board of Directors would like to extend a special THANK YOU!!! to all the volunteers who turned out during July and August to help clear the Gliderport pit area and landing zone of weeds, debris and tumbleweeds that had managed to take over during the Covid-19 shutdown earlier in the year.



If that wasn't enough, you all managed to begin the installation of 6 rolls of AstroTurf (2 down...4 to go) to enlarge our pit area and replace the old deteriorated landing strip carpet. Lookin' good!

As we settle into the latter half of our 50th year as an RC Soaring club, let's keep up the good work, enjoy our excellent flying venues and look forward to the coming year, when we expect to at last be able to properly celebrate the 50th Anniversary of the Torrey Pines Gulls.

Club Meetings, Contests and Activities

The Torrey Pines Gulls hosts monthly contests, fun-fly events, LSF (League of Silent Flight)) Soaring Accomplishment Program and onsite clinics. Be on the lookout for upcoming details and scheduling for all TPG and related events in the Newsletter and on the Torrey Pines Gulls website at: <http://www.torreypinesgulls.org> and <http://www.torreypinesgulls.org/calendar/>



Newsletter This Month - Dale Gottdank

Please contribute to our **GULL WINGS NEWSLETTER**



Dale Gottdank

Send pictures, or maybe even an article! It could be just a paragraph with some photos from a great soaring day ...even something interesting you've seen on the internet. I'd like to have the newsletter published by the first week of every month. If there's a project you're working on, don't just post it on RCGroups...share it with your club!

September Issue highlights include:

- Profile of 1993 Modeler of the Year Roger Fraser (Gary Fogel)
- TPG at 50: Looking Back: Build and Fly Contests (Gary Fogel)
- More Cajon Pass PSS photos from Greg Houck (and Friends)

Please send in your articles or photos (submit@torreypinesgulls.org) by the 25th of each month so they can be included in the monthly newsletter. If there are too many, we'll save them for the next issue. The newsletter can be found on the Torrey Pines Gulls website at <http://www.torreypinesgulls.org>.

Club Membership Update – Cliff Hunter



Cliff Hunter

Hello Gulls,

As of August 25, 2020 we have received (6) new and renewed members, for a total of 122 total club members. The latest members are: Darrin Albert, Alan Butler, Doug Cronkhite, Aiden Tayler, Andrew Taylor and Glen Tremblay we welcome you all to Torrey Pines Gulls Soaring Society. My goal of membership is to have your membership card and key in the mail within one week of receiving your application and payment.

Now is the time to become a new club member by joining in July through September you pay half the applicable rate instead of \$60.00 you pay \$30.00.

Please contact me (cfhunter@att.net) if you have not received a 2020 membership card and a key. The key gives you access to the gates at our Encinitas and Poway flying sites. All flying sites (Torrey Pines, Encinitas and Poway) have recently been mowed and are in great condition.

Important Membership Changes:

Remember; this year you will receive your renewal notice via the new Google Group email process. If you have not signed up for the TPG Google Group, you will be sent an individual email. We hope to start the renewal notification process in November.



James VanWinkle photo

Your yearly membership allows TPG to continue to provide you with:

- Access to three Flying Fields in La Jolla (Torrey Pines Gliderport), Encinitas and Poway.
- Monthly (or thereabouts) fun-fly events held at the world famous Torrey Pines Gliderport, and events at our Poway and Encinitas Flight Centers, where members will have ample opportunities to take advantage of our trio of excellent flying sites. Be on the lookout for upcoming details and scheduling.
- A group of RC soaring pilots who can answer just about any question you might ask, and do it with a smile.
- Contests that bring out world class competitors from around the globe.
- Competition and help for you, regardless of your skill level.
- A yearly holiday party to gather with flying buddies, friends and family.
- A website for current and past information www.torreypinesgulls.org
- A monthly newsletter with updated information, contest reports and interesting articles to help keep members informed.
- We are an AMA Chartered Club, #129, with benefits such as field Insurance, etc.

Club Membership Update (continued)

Our web based process for new and renewal membership is working well. Please use the following link when signing up. <http://www.torreypinesgulls.org/membership/>.

We ask both renewing and new members to pay online using PayPal. PayPal allows payment using PayPal, debit or credit card.

However, if you chose to pay by check or cash please email me at: cfhunter@att.net and I will mail you a membership application form. When the form is completed please mail your membership application and payment using the provided preaddressed return envelope to the TPG Treasurer, Don Lochhead.

Annual Membership Dues are as follows:

- Adult \$60
- Full-time Students \$30
- Flyers under 15 years old \$5
- Full-time students \$30 per year
- Receive a credit of up to \$20 on your annual dues. \$10.00 per each half-day working at any TPG flying field

New members joining in the first six months of the year pay the full rate. Those joining in July through September pay half the applicable rate. If you are a new member joining in October through December you pay the full rate but your membership is considered paid through the end of the following year.

If you haven't renewed yet, or would like to join the club for the first time, go to <http://www.torreypinesgulls.org/membership/> and click on the tab "Membership." We'll make it as simple as possible to continue your membership.

We request online payment via PayPal, which allows payment using PayPal, debit or credit card.

However, if you chose to pay by check or cash, please email me at: cfhunter@att.net and I will mail you a membership application form. When the form is completed, please mail your membership application and payment using the provided preaddressed return envelope to the TPG Treasurer, Don Lochhead.

Cliff Hunter
Membership Chairman
cfhunter@att.net

Note: TPG membership information will not be shared or sold and will only be used to contact members for purposes of TPG business.

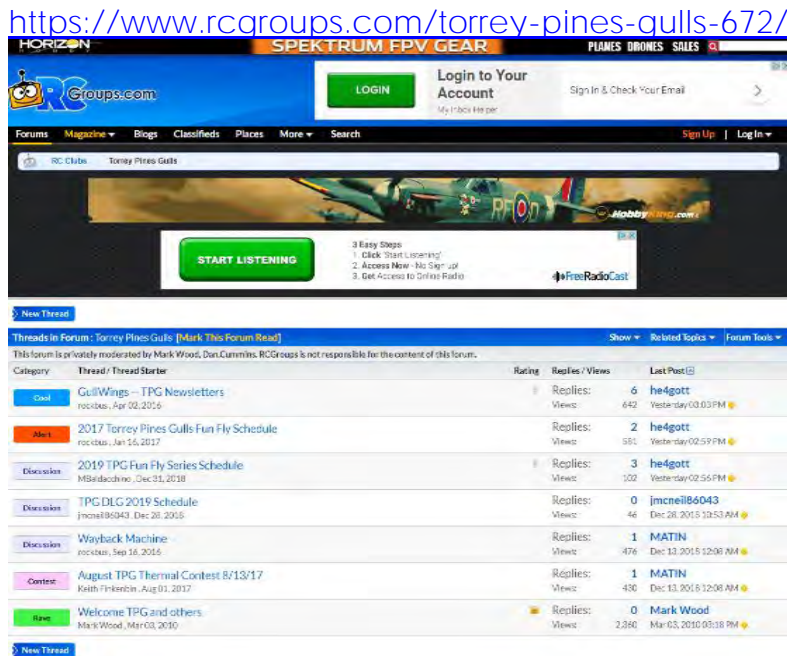
RCGroups – Torrey Pines Gulls Forum

Are you a member of ?

If you're not...you should be! RCGroups is the most widely used and active online Radio Control Community for everything RC, from planes to cars, to boats, drones, radios, power systems...pretty much anything RC! It includes forums, specific interest threads, blogs, discussions, etc....and, more importantly, The Torrey Pines Gulls Forum.

To get started, click on the link or web page below to get to the TPG Club forum. You can also get there from the **Clubs** link at the lower right of the RCGroups home page and scroll down to Torrey Pines Gulls.

<https://www.rcgroups.com/torrey-pines-gulls-672/>



Category	Thread / Thread Starter	Rating	Replies / Views	Last Post
Good	GullWings – TPG Newsletters roccas - Apr 02, 2016		Replies: 6 Views: 642	he4gott Yesterday 03:03 PM
Alert	2017 Torrey Pines Gulls Fun Fly Schedule roccas - Jan 16, 2017		Replies: 2 Views: 551	he4gott Yesterday 02:59 PM
Discussion	2019 TPG Fun Fly Series Schedule MBAldacchino - Dec 31, 2018		Replies: 3 Views: 102	he4gott Yesterday 02:56 PM
Discussion	TPG DLG 2019 Schedule jmcnel86043 - Dec 28, 2018		Replies: 0 Views: 46	jmcnel86043 Dec 28, 2018 12:53 AM
Discussion	Wayback Machine roccas - Sep 18, 2016		Replies: 1 Views: 476	MATIN Dec 13, 2018 12:08 AM
Contest	August TPG Thermal Contest 8/13/17 Keith Thierstein - Aug 01, 2017		Replies: 1 Views: 430	MATIN Dec 13, 2018 12:08 AM
None	Welcome TPG and others MarkWood - Mar 03, 2010		Replies: 0 Views: 2,360	Mark Wood Mar 03, 2010 09:18 PM

If you haven't yet joined RCGroups, click on the **Sign Up** link at the upper right and follow the instructions.

Once you've navigated to the Torrey Pines Gulls Forum, you can subscribe to the Forum or to any of the individual threads within the Forum.

To subscribe to the Forum, click the **Forum Tools** link and select "Subscribe to This Forum" from the dropdown menu. Then choose from the notification dropdown menu. If you want to subscribe to a specific thread, click to open the thread, and click the **Thread Tools** link. Select "Subscribe to This Thread" from the dropdown menu. Again, choose from the notification dropdown menu.

Unlike the old Yahoo Forum, RCGroups allows you to post photos and videos. By subscribing, you can keep up with the latest events, club activities and member postings.

What do YOU think?

You can express your opinion at: www.torreypinesgulls.org.

We have a [QUESTIONS AND SUGGESTIONS](#) link in the drop-down menu that appears when you scroll over [TORREY PINES GULLS](#) next to [LOCATIONS, CALENDAR, MEMBERSHIP...](#) If you have any questions, concerns, suggestions, etc. for the board, here's your chance.

Check out the TPG Facebook Page

If you haven't had a chance yet, check out our TPG Facebook page by clicking the links below for new content posted by club members and friends.

<https://www.facebook.com/TorreyPinesGulls/>

The image shows a screenshot of the Facebook page for Torrey Pines Gulls. The page header includes the name 'Torrey Pines Gulls' and navigation options like 'Date', 'Home', 'Create', and 'More'. The main content area features a cover photo of two people with a large model airplane. Below the cover photo is a post from John Blaska, published on February 2 at 8:46 PM. The post text reads: "IF YOU FLY RC, READ THIS article by our own Dr. Gary Fogel. You can find the full article on our February newsletter on PAGE 2 at <http://www.torreypinesgulls.org/.../GullWings2020-02-February...> We cannot stress enough how important is to get involved with this issue NOW. So please read on... --Comments on FAA's Proposed Rule 'Remote Identification of Unmanned Aircraft Systems' by Gary Fogel--... See More". The page also shows visitor posts from Dale Gottdank and Jack Zabawa.

Club Flying Site Panoramas – Ian Cummings

Here are Ian Cummings' immersive panoramas of our world class flying sites; the world famous Torrey Pines Gliderport, Poway Flight Center, where each year the club sponsors the IHLGF (International Hand Launch Glider Festival) and the Encinitas Flight Center. Clicking on the pictures takes you to our sites:

Click on this photo to visit the Torrey Pines Gliderport.



Click on this photo to visit the TPG Poway Flight Center.



Click on this photo to visit the TPG Encinitas Flight Center.



News from the Slope – Mark Baldacchino, Slope Coordinator



Mark Baldacchino

Happy September, TP Gulls!

There's been a lot of activity going on at the slope scene over the summer, especially for being in a pandemic lockdown. We finally gained some momentum in improving our pit area with AstroTurf. About a year ago when we had a Scale Plane



Fun Fly, I realized that just two or three 5-6 meter planes took-up the majority of the existing artificial grass pit area. Our former president, Dan Cummins, located a source of used football field AstroTurf in rolls that are 7.5' X 25'. These rolls have tiny rubber pellets that infill the grass to simulate the ground. These rolls, we're told, weigh 2,300 pounds, (yes, over a ton) each, and have field markings, but what a deal!! We purchased six (6) rolls for under \$500, and the work began. Ray Pili, our club cheer leader and work horse, used his van and trailer to pick these rolls up from a place in Temecula, and trailered them to the Gliderport. The people at the Temecula place would let Ray take only two rolls at a time for safety reasons. Yes, Ray made three separate trips from Temecula to La Jolla to deliver our new turf.

Thank You, Ray!

On July 27th, we scheduled a work party to lay-down the first set of rolls. I used my truck and a tow strap to slowly pull the rolls off of the trailer, then, being so heavy to move around, unroll the grass and dumping all of the rubber infill onto tarps to lighten up the rolls for placement. Once we got the rolls in place, and cut to size, the real work came into play – replacing all of the infill by hand using shovels, buckets, and a wheelbarrow.



Ray Pili photo

The photo above shows Ray's van and trailer at the AstroTurf place in Temecula waiting to take that first load of AstroTurf.

News from the Slope (continued)



Before we started, I took a couple of pics to show the tiny pit area. (Mark Baldacchino photo)



Lots of room for expansion. You can see how a couple of 5-6M Scalies would take-up that area. (Mark Baldacchino photo)



The first two rolls being delivered by Ray (Mark Baldacchino photo)

We had 10 guys working and took three hours to install two rolls. Whew! As of this writing, we're 1/3 done, as we have four (4) more rolls sitting off to the side in the LZ waiting for us. It was decided that we would wait for the heat and humidity to pass before we tackle these four. Our plan is to use a mini tractor that one of the TPSSS members has, to move these rolls

News from the Slope (continued)

around, and we're in hopes that we won't have to unroll, and dump all of the infill, but rather just move the rolls into place and call it even. We'll see, if not, it's going to be the same process to put these four rolls in like the first two.

Below are some pictures of during, and after the work party in July:



My truck pulling the first roll off the trailer. Man, those are heavy! (Mark Baldacchino photo)



From L to R. Thomas Moller, Mark Anderson, Craig Hansen, and Ray Pili. We used long nails to fasten the turf onto the dirt. (Mark Baldacchino photo)

News from the Slope (continued)



You can see the old football field markings, and the existing pit area. This is only two rolls, and we have four more to do. (Mark Baldacchino photo)



Here we are, trying out our new lawn on that same day (Mark Baldacchino photo)

News from the Slope (continued)



...and the masked laborers. It was a blast, and felt good to be out in the fresh air, make improvements, and be with a bunch of great guys! (Ian Cummings photo)



Four more rolls waiting for a reschedule to install. Be on the lookout. (Mark Baldacchino photo)

Our plan, too, with the remaining four (4) rolls to use some of it to make a landing strip where the old carpet used to be, up and over on the hill.

We also created a waiver from the TPSSS & TPG asking for permission from the Glider Port Manager, Robin Marien, and have written signatures of approval from the two clubs and Robin on file.

We have two-thirds to go, so be on the look-out on RCGroups and an email for when we'll be scheduling another work party and finish our much needed pit area and landing strip improvements.

News from the Slope (continued)

Meet Ben Reeve! Like Bob Hirsch and myself who came from RC sailboat racing, Ben has decided to join our club and enjoy the relaxing hobby of silent flight. Ben bought a NIB ParkZone Ka8, and on August 7th, he demonstrated that he's safe to fly and got his rating. Welcome Ben when you see him out there at the cliff.



In the meantime....

Stay safe, take your vitamins, keep clean, and stay strong! This, too, shall pass!!

Best Regards,

Mark Baldacchino
Slope Coordinator

mbaldacchino@san.rr.com

Club Competition Activity

Thermal Duration / F5J

TD Coordinator – Tom Watson



Tom Watson

For Thermal Duration and F5J contest dates, check the calendar on the Torrey Pines Gulls website:

<http://www.torreypinesgulls.org/calendar/>

For contest rules, check the following link on the Torrey Pines Gulls website:

<http://www.torreypinesgulls.org/torrey-pines-gulls-thermal-competition-rules/>

Also, be sure to subscribe to the RCGroups 2020 TPG TD contest schedule thread for the latest contest news:

<https://www.rcgroups.com/forums/showthread.php?3479943-2020-TPG-TD-contest-schedule>

or contact Tom Watson at tewatson60@outlook.com

Hand Launch / DLG / F3K

DLG Coordinator – Chuck Norris



Chuck Norris

For DLG contest dates, check the calendar on the Torrey Pines Gulls website: <http://www.torreypinesgulls.org/calendar/>

For information, contacts, rules, etc. for past and upcoming Hand Launch/DLG contests, check the following link on the Torrey Pines Gulls website: <http://www.torreypinesgulls.org/discus-launch-glider-series/>

Additional information will be shown in the F3X Vault site (https://www.f3xvault.com/?action=location&function=location_view&location_id=2002) as TPG coordinates with the Vault for contest sign-ups, tasks, results, etc.

Also, be sure to subscribe to the RCGroups 2020 Torrey Pines Gulls DLG Contest/Clinic Series thread for the latest contest news:

<https://www.rcgroups.com/forums/showthread.php?3475065-2020-Torrey-Pines-Gulls-DLG-Contest-Clinic-Series>

or contact Chuck Norris at chuck@clnorris.com

Club Competition Activity (continued)

F5J Explained



Mike Smith

CD Mike Smith

This event is open to all electric sailplanes, so anyone that with an electric model (Radian, Sport model, etc.) can give it a try. However, it is important to state that all airplanes must be equipped with an approved F5J Competition Altimeter.

If you don't have one, SoaringUSA sells several for around \$60. Click here to check out the Altis Nano:

<https://www.soaringusa.com/Altis-Competition-Altimeter-NANO.html>

Entry Fee is \$5 for members, \$10 for non-members. Two pilot classes will be flown: *Sportsman and Expert*.

To learn more about F5J, follow this link:

<http://www.f5j-usa.com/f5j-primer/>

For F5J and Thermal Duration contest dates, check the calendar on the Torrey Pines Gulls website: <http://www.torreypinesgulls.org/calendar/>

Also, be sure to subscribe to the RCGroups 2020 TPG F5J contest schedule thread for the latest contest news:

<https://www.rcgroups.com/forums/showthread.php?3479945-2020-TPG-F5J-contest-schedule>

Mike Smith, CD

July F5J Contest Report – Mike Smith

This was the 2nd official F5J contest held at the Poway Flight Center. Ten guys came down to try and nab some low-level thermals. The day did not disappoint. There was a very interesting twist this time, however. Our landowners farm the land for hay, and they baled the hay recently. All good right? Except that the placement of the hay bale stack turned out to be right at the approach (east) end of the mowed area, our DLG pilot box. It looked like quite the daunting obstacle. But, with a little tweaking to the landing zone (moving it farther to the west) we effectively removed the obstacle from play. You could still hit it if you wanted to of course, but it was far enough out of the way that most normal approaches could fit in quite easily.



Chuck Norris photo

We decided to run this event using the new F5J event category provided on Tim Traver's F3X Vault website. It worked really well, but we did not divide into Expert and Sportsman categories. We all flew as Experts.

I think there was just one single Radian flown by Chuck Norris. Young Sean Summers came down and flew. Even my buddy Manny Rodriguez came down to see what's up. Great to see Manny.

There was a spectacular low level thermal attempt in the first round by yours truly. I shut it down at 10 meters and hooked an immediate 180 to come in for a perfect landing and a total flight time of about 30 seconds resulting in a flight score of.....wait for it.....68 points. Probably the single worst flight of my RC career. Suffice to say, I have adjusted my motor control so I won't "accidentally" shut down my motor again... Ugh.

July F5J Contest Report (continued)

Steve Condon did not have that kind of luck. He flew 4 solid flights and only got his arse handed to him once by long time pilot, Denver transplant, and new TPG member, Mike Verzuh. Welcome to the club Mike, it was great to see you. Mike had a couple of great flights and a couple of short flights. Poway can be tricky at times. He ended the day in 3rd place. Bill Malvey had a pretty darn good day with two 1000-point rounds and really, only had a little difficulty on the last flight. That happened to by my only 1000 for the day. Sorry Bill. You definitely had a chance to beat Steve.

Steve Condon is the Contest Director for the upcoming Sunday September 13, 2020 F5J contest. Unless the 2020 curse hits again and delivers a meteor or tidal wave or whatever, we will be out there flying 5J gliders. Come out and join us.

Remember, flying anything electric other than an F5J plane in an F5J style is prohibited. A list of rules concerning electric powered glider flight should be available by now. Please check the website.

Contest Results

Open Class:

Steve Condon	3857.72 pts	1st
Bill Malvey	3556.67 pts	2 nd
Mike Verzuh	2772.95 pts	3 rd
Mike Smith	2461.27 pts	4 th
Manny Tau	2232.06 pts	5 th
Sean Summers	1833.36 pts	6 th
Les Ward	1813.13 pts	7 th
Mike Lonnecker	1775.52 pts	8 th
Paul Smith	1713.09 pts	9 th
Chuck Norris	1460.93 pts	10 th

See you all in September,

Mike Smith

F3K/DLG Hand Launch Gliders August Contest Report – Ray Pili, CD

Phew! This was one contest that tried DLG Pilots souls. The forecast was for near 100 degree temps. To allow time for pilots to rest, rehydrate and enter scores into the vault, the 6 round contest was shortened to 4 rounds with three heats.

13 Pilots flew the event and 3 potential DLG pilots observed. Ron, Austin and Bobby from Riverside made the trip down. These guys started DLG a year ago and they are flying every TPG and Cookie Toss contest scheduled. Marc, Tom, Brian from Eldo made the trip also. Eldo is short for El Dorado Park in Long Beach. Matt Nelson has regular DLG contests there called the cookie toss, but has not had a contest for months due to covid. Brian brought a box of CW scraps for the taking. Just the right size for repairs.

Rounding out the contestants were Scott, Dale, Dan, Chuck, Mengchen and Gary. Bob and his friend Ben stopped by to introduce themselves and to let the group know they are looking for a used DLG. Tom stopped by and got a chance to see what a timer does and learn about a few of the tasks.

We flew 1234, 5X2, Big Ladder and Three Call Poker.

Surprisingly, the air was good for 1,2,3,4, lots of 1000 and 900.

Three Call Poker was interesting. Marc called rest of window after a 1:55 and a 1:00 and made it, gloriously! By heat C the top scores were lucky to get 5:30 total times.

At the end Gary, Mengchen and Marc took the top honors.



Thanks again all for making the trek to Poway.

Don is the CD for the September 19th contest.

LSF Report – Ray Pili



Dale O. and Tom showed up at Poway.

Dale flew his DLG and his Radian XL F5J. Tom had a new-to-him DLG he needed help programming. Unfortunately I was not much help, though Tom got it figured out when he went home.

I had my repaired CX5 to test and brought along my Radian with the Altus V4 to test. The CX 5 flew just like before, thankfully.

Dale and I found good lift. Dale's Radian XL flew nicely and found lift over the creek. I truly believe I could have flown a 1K goal and return. The whole area had good lift. My test flights with the Radian never "got off the ground." I had lost the thumb screw part of the elevator clevis, so I could not guarantee a successful return to the ground. When I got home I was able to find a solution from Dubro.

Saturday Oct 24th is the next LSF Day at Poway.

If anyone is interested in a goal and return attempt LMK.

Blue Skies,

Ray Pili
LSF Coordinator
tpgslope@gmail.com

LSF Procedures for Poway

We will follow the COVID-19 rules outlined by Chuck Norris for the Poway DLG contests. I paraphrase:

- 1) Pilots must have a mask when arriving at the field.
- 2) Masks are required when you are within 6 feet of separation such as during pilots meeting.
- 3) Masks are optional when flying or timing, as long as the 6 feet separation is maintained.
- 4) Hand Sanitizers/disinfectant wipes will be provided for users of high starts and winches and any measuring devices used.
- 5) Everyone is encouraged to bring their own writing utensils to record results and to sign as witness.
- 6) Maintain 6 feet separation between pilots and timers at all times.
- 7) Please stay home if you do not feel well or have any symptoms associated with Covid-19.

As a reminder, LSF is a 5 level program for RC Glider Pilots. Each level has increasingly more difficult tasks. LSF involves Slope flying, Thermal flying, Spot landings and Contest participation. Each level must be completed before proceeding to the next. Makes for a well-rounded RC Glider pilot.

The pure glider program is called SAP (Soaring Accomplishment Program).
The electric launched glider program is called Electric SAP (ESAP).

LSF Report (continued)

This table outlines the various tasks required for each level. (Source: <https://www.silentflight.org/index.php/lsf-program/lsf-tasks>)

Requirements	Primary	Intermediate			Advanced
Level	I	II	III	IV	V
Thermal Duration	5 min.	15 min.	30 min	1 hr	2 hrs.
Slope Duration	15 min.*	1 Hr.*	2 hrs.*	4 hrs.*	8 hrs.
Precision Spot Landing	5 landings 3m (9.84 ft) or less	10 landings 1.5m (4.92 ft. or less)	None	None	None
Goal and Return	None	None	1km (0.62 mi.)	2km (1.24 mi.)	10km(6.2 mi)
Competition	None	6 contests** w/ 1 place or 3,000 pts	6 contests** w/ 2 place or 4,500 pts	6 contests** w/ 2 places and 1 win or 6,000 pts	6 contests** with 12,000 points including 3 wins

As you can see, Level I is not that difficult if you are a thermal pilot. If you fly slope only, that 5 min. thermal will tear you down. With Poway and Torrey within fairly close proximity, I believe someone local can complete Level I in one day.

If you are interested in participating, bring your AMA card, a thermal plane or e-thermal glider such as the E-flite Radian and download a copy of the Accomplishment Vouchers (SAP or ESAP) from the LSF site (<https://www.silentflight.org/index.php/lsf-program/lsf-tasks>). The event is free, you don't have to be a Gulls member.

The Vouchers describe in more detail what each task involves and the credentials of your witnesses. Submittal of a completed voucher is as follows:

1. Email the LSF Secretary John Marien: john@ne-aero.com a clear photo, or PDF scan of your completed (and signed by witnesses) Voucher.

That's it. No more sending money or sending your original hard copy.

John will then review your voucher and email you your acceptance or rejection of the voucher submission. If for some reason your voucher is rejected, you will have to adjudicate rejections with John.

Another nice change is while you are waiting for a reply you can download a new voucher and start on the next level.

TPG at 50: Looking Back – Gary Fogel

Build and Fly Contests

Mark Smith was a tremendous advocate for RC soaring in southern California. He and his father had grown up flying with the Harbor Slope Soaring Society in Orange County but when Mark opened up Mark's Models in Escondido to manufacture the Windward, Windfree, and later the Wanderer and other designs. His proximity to San Diego was TPG's gain.

In order to provide his many kits, Mark ordered balsa from Ecuador. Huge balsa shipments would arrive in boxes...boxes also made of balsa! The balsa used for the boxes was low grade and thick, not suitable for the manufacture of kits. But honestly what modeler can throw out balsa? Not Mark.

Thus the "TPG Build and Fly" contest was soon born. Mark Smith would show up at Torrey Pines early one weekend morning and dump a pickup truck bed full of balsa planks on the ground. Contestants (at first as individuals, in later years as pairs) would then gather to survey the wood. At the appointed time the contest would begin, and people would scramble to grab the "choice" balsa bits and quickly amass their own small piles. Building began immediately, with people madly carving, sawing, sanding, gluing, etc. The contestant first to launch their contraption off the cliff, soar for a period of time (usually something like 10 min) and then land back on top was declared the winner. Of course if the contest started at 9am, this usually gave people a few hours to complete their building before the winds arose. On days when the winds came early or when the contest started a bit late, the mad flurry of balsa shavings and things "not quite yet ready to be thrown off a cliff but thrown in tribute anyway" was a delight to watch.

This contest series first started very early in the history of the club, probably sometime between 1971 and 1973 and continued annually well into the 1980s and I think even into the early 1990s. Of course the price and scarcity of balsa increased, as did the traffic at Torrey, making it further difficult to have such events. Yet it would be fun to try to have something similar to this again but with other lower cost materials like poster/foam boards, etc. It could also be limited these days to specific micro gear to further reduce the amount and cost of materials.

The event was also a great way to involve spectators. The building area for the first few contests was close to the parking lot, just about where the porta-potties are today near the shack. This proximity to beachgoers led to a lot of look-loos and questions about RC soaring, people getting introduced to the hobby and the realization that for the cost of the RC gear, just about anything might fly. It was also instructive to watch master builders make their contraptions quickly, shape airfoils just with a rasp and get epoxy all over the place. The photos that follow are care of both TPG members Frank Cox and Larry Fogel and now in the G. Fogel collection and show three separate build and fly contests.

TPG at 50: Looking Back (continued)



Ed Hoppe starts in on his pile of balsa at what was likely the first build and fly competition by the Torrey Pines Gulls circa 1972.



Jim McNearney finishes his design while spectators observe from a distance near the parking lot.

TPG at 50: Looking Back (continued)



Randy Warner (seated) builds a fuselage while Larry Fogel (hat) and Alex Mladineo (silver sunglasses) help organize the event.

TPG at 50: Looking Back (continued)



Randy Warner putting the finishing touches on his aileron and elevator design. Note what looks to be a Kraft series 72 or so transmitter and the necessary cans of Coke to keep Randy going. Aerodynamics around the RC gear on the fuse? Who cares!



Phil Merrick uses a knife to carve an airfoil rather than sand in order to save time. Also note the wonderfully aerodynamic RC gear on the nose and the wooden pushrods.

TPG at 50: Looking Back (continued)



Steve Neu gets to work on his new creation in the pit area at Torrey. The series of photos that follows was from a contest in the late 1970s/early 1980s.



Scott Johnson assembling a v-tail design.

TPG at 50: Looking Back (continued)



Rich Fernandez creating a plane he called the "Speedster." Rich was handicapped with an artificial right arm. This never prohibited him from enjoying all aspects of TPG activities at Torrey. He was a great pilot and had fun creating some wonderful designs.



Rich Fernandez's Speedster in flight near the bowl. Unclear if it ever did recover from this attitude...

TPG at 50: Looking Back (continued)



Phil Merrick with his polyhedral contraption. Phil was always a whiz at these events made some really great performers! He knew how to keep it simple and lightweight for the early lift of the day.



Phil's plane soaring at Torrey. Looks great!

TPG at 50: Looking Back (continued)




Hang glider pilot "RC Dave" Freund would also partake in the contest. Dave was a flying wing aficionado and a great proponent of all forms of motorless flight. He continues to be interested in solar-powered aircraft today.



Steve Manganelli also build a flying wing for this particular contest. If you look carefully you can see how the planks of balsa were glued together to form the basis of the wing which was then sanded into the shape of an airfoil.

TPG at 50: Looking Back (continued)



Steve Manganelli's plane soaring at Torrey.



A twin-boom design by Dave Watson soars northbound while Steve Neu's glider soars southbound. Steve's plane ended up winning this particular contest.

TPG at 50: Looking Back (continued)



The build and fly event was intended to be light-hearted as can be seen by Cory Hellman's aptly named "Bomb." It apparently needed more wind than was available that day.



Andy Woerner (left) and an unknown friend show off their build and fly creation at a build and fly contest in the mid to late 1980s.

Cajon Daze – Greg Houck (and friends)

Following the annual Power Scale Slope (PSS) Fest or, on even numbered years, Fake Fest, the wind still blows and the lift is still epic so...

Brian Laird (TFLG on RCGroups, Greg Houck, Matin Taraz, and a few others return to Cajon Pass to enjoy hanging out with flying buddies, admiring each other's handiwork and flying awesome pumps in 25-35 mph (or higher) winds. This summer, July 11th and August 8th were designated Cajon Days. Several of the awesome looking 46" span Zephyr's that were built for the Fake Fest took to the air along with the regular PSS birds.

As usual, some great photos were taken; and not just by Greg. After the August session, Greg posted:

“My camera was passed around like the village bicycle, and everyone took a turn with it. I'm now going through the hundreds of images and trying to find some reasonable ones to post here on the groups. Most of the photos were from the 30 min long Zephyr46 flight, and there looks to be some nice shots coming from there.”

As of now, the next Cajon Daze session is scheduled for September 5th as long as it's not too hot and the wind cooperates. In the meantime, enjoy some of Greg's...and Matin's...and Brian's photos.



Cajon Daze (continued)



Cajon Daze (continued)



Cajon Daze (continued)




Cajon Daze (continued)



Cajon Daze (continued)



Cajon Daze (continued)




Cajon Daze (continued)



Cajon Daze (continued)



Cajon Daze (continued)



TPG History: The Trophy – Gary Fogel



This Month: Roger Fraser, 1993 Modeler of the Year

Again I'm back to another modeler that I knew but one that I do not have much information to go on in terms of a biography using info from newsletters. Roger joined the TPG sometime in either the late 1980s or 1990. Gravitating to thermal soaring, by 1992 he volunteered to serve as club winchmaster. This was at a time with high turnover on the board, as well as large regular monthly contests. There were lots of demands placed on this position. Roger served in that role at the time that Steve Condon served as president. The club purchased new deep cycle batteries for all of the winches and Roger Fraser identified a new source of winch line and cleaned and maintained every winch and retriever.

In September 1992, the club arranged for new club shirts and jackets with a nice logo designed by Paul Naton. Roger volunteered to manage the orders and distribution of all of the TPG clothing, doing so at a time when the club had regular monthly meetings with >100 persons each time. Once again the job required considerable effort but Roger just stepped up and completed the mission.

In 1993, Steve Condon continued on as president and Roger continued on as winchmaster. At the time Roger was flying an Airtronics Legend at the monthly thermal contests. According to Steve, Roger was also a carpenter at San Diego State University and a general handyman with welding skills.



TPG History: The Trophy (continued)



An Airtronics Legend – typical of the early 1990s thermal duration ships.

The Airtronics Vision radio that Roger used for his Legend was obtained from Steve in trade for having Roger's friend in the metal shop machining parts for two Rich Spicer-designed F3B winches. In exchange for that machining, Roger helped his friend with the construction of a garage. It was a trading trifecta! At those times thermal contest aircraft were mainly an assortment of Airtronics Legends, RnR Genesis, Airtronics Falcon 880s, Synergy IIIs, and so forth. Roger routinely finished middle of the pack but was a consistent entrant. Also in 1993, Roger built and installed the gate that we use still to this day at the Poway Flight Center!

By November 1993, the board of directors nominated six Gulls for the honor of Modeler of the Year. In order these were 1) Roger Fraser, 2) Erik Larson, 3) John McNeil, 4) Charlie Richardson, 5) Don Richmond, 6) Ron Scharck. At the December club meeting, a vote of the membership was held by secret ballot with Roger Fraser winning the award for his considerable dedication to the club in 1992 and 1993, especially, according to John McNeil, because his rebuilding of the winches and retrievers had a catalytic effect on club interest at thermal duration contests.

In that golden age of TD contests it was common for 20-30 participants to be enjoying the day together. Steve Condon remembers Roger being a super nice and generous guy, even supplying the two large maple slabs that ended up becoming Steve's workbench!

Photo of the Month Contest


Each month club members may submit photos of an activity related to soaring and the newsletter editor will post a **winner**:

A yearly winner will be selected from among the monthly winners and will receive a prize (their photo will be used as the website and newsletter masthead AND will appear on the following year's club membership card). **Needless to say, horizontal format photos are preferred.** Email your photos (.JPG format preferred) to Dale Gottdank at submit@torreypinesgulls.org. Please provide your name, location of photo and photo description.




January Winner – Mark B. launching his Ka-8 at Torrey (Bob Hirsch photo)

Photo of the Month Contest (continued)



February Winner – Phil Davy flying DS laps with his Pitbull F3B 2x ST (Chuck "Slopedaddy" Erdahl photo)



March Winner – Ahi late afternoon (Matin Taraz photo)

Photo of the Month Contest (continued)



April Co-Winner – Steffen Peters' LET Model DG 1000 landing (Thomas Moller photo)



April Co-Winner – Chuck Slopodaddy" Erdahl launching his 3m Ascot F3F at Bill's Hill (Ian Cummings photo)

Photo of the Month Contest (continued)



April Co-Winner – Ray Pili's Pitbull over Torrey (Greg Houck photo)



May Co-Winner – Veep Ian Cummings and his DLG on a calm Torrey day (David Fierro photo)

Photo of the Month Contest (continued)



May Co-Winner – Prez Craig Hanson landing his Shadow at Blossom (Roxy Hanson photo).



June Winner – BD-5 "landing" at Cajon (Dave Arnold photo)

Photo of the Month Contest (continued)



July/August (Summer) Winner – Tucano landing at Cajon Fake Fest (Greg Houck photo)



The trials and tribulations of installing the new AstroTurf at Torrey (Ian Cummings photo)

Photo of the Month Contest (continued)



Ian mowing the grass/weeds at Torrey on the Piper Cub tractor (Jim Birkett photo)



September Winner – Great detail of Brian Laird's Tucano at Cajon (Greg Houck photo)

Club Officers and Contact Information

Acting President	Ian Cummings	icummings@earthlink.net
Vice-President	To be filled	
Past President	Craig Hanson	craighanson1256@gmail.com
Secretary	Dale Gottdank	dgottdank@gmail.com
Treasurer	Don Lochhead	donloch@sbcglobal.net
Thermal Coordinator	Tom Watson	tewatson60@outlook.com
Communications Officer	Dale Gottdank	dgottdank@gmail.com
Slope Coordinator	Mark Baldacchino	mbaldacchino@san.rr.com
Membership Chair	Cliff Hunter	cfhunter@att.net
Winchmaster	To be filled	
F3K Coordinator	Chuck Norris	chuck@cnorris.com
IHLGF Coordinator	Mike Smith	mike@themapsmith.com
Safety Officer	Mark Baldacchino	mbaldacchino@san.rr.com
Webmaster	Steve Hurd	steve@torreypinesgulls.org
Historian	Gary Fogel	garyfogel@gmail.com
TP Soaring Council (TPG)	Mark Baldacchino	mbaldacchino@san.rr.com

Executive Officers



Ian Cummings



Dale Gottdank



Don Lochhead



Tom Watson



Mark Baldacchino



Cliff Hunter



Quote of the Month:

“If you are bored flying, your standards are too low.”

~ Lauran Paine Jr., article in Sport Aviation, June 2014



Torrey Sunset (Marty Dine photo)